

Summer Term Number 10  
 Week ending  
 15<sup>th</sup> November 2024



Dear Parents and Governors

**“High levels of pastoral support at the heart of the school community” (Ofsted, April 2024)**

**KEY DATES**

DATE	EVENT
Tues 19 <sup>th</sup> Nov	Non-Uniform day in return for a bottle of drink
Weds 20 <sup>th</sup> Nov	Y1 & Y2 class trip to Sutton Cinema
Fri 22 <sup>nd</sup> Nov	Y2 Anti-bullying class assembly – 9am
Sat 23 <sup>rd</sup> Nov	Wimbledon Winterfest children perform in Wimbledon ❄️
w/c 25 <sup>th</sup> Nov	Pre-loved Christmas jumpers on sale
Tues 26 <sup>th</sup> Nov	Y5 & Y6 class trip to Clapham Cinema
Weds 27 <sup>th</sup> Nov	Y3 & Y4 class trip to Clapham Cinema
Thurs 28 <sup>th</sup> Nov	Come as your hero in return for chocolate
Fri 29 <sup>th</sup> Nov	Y3 class assembly – 9am
Weds 4 <sup>th</sup> Dec	Come to school in your pjamas in return for a donation
<b>Sat 7<sup>th</sup> December</b>	<b>PTA CHRISTMAS FAIR 11am-1pm</b>
Mon 9 <sup>th</sup> Dec	KS2 Carol Concert at St. Lawrence’ Church – 2pm
Tues 10 <sup>th</sup> Dec	10am – Y1 & Y2 Nativity performance
Tues 10 <sup>th</sup> Dec	2pm – Nursery & Reception Nativity performance
Weds 11 <sup>th</sup> Dec	10am – Nursery & Reception Nativity performance
Weds 11 <sup>th</sup> Dec	2pm – Y1 & Y2 Nativity performance
Weds 11 <sup>th</sup> Dec	3.30-4.30pm – Christmas Disco for Rec – Y6
Thurs 12 <sup>th</sup> Dec	Christmas Lunch 🎄
Tues 17 <sup>th</sup> Dec	Class parties with special visitor in school Please check with your class rep for further details 🎅
Tues 17 <sup>th</sup> Dec	Nursery last day
Weds 18 <sup>th</sup> Dec	Pantomime to Wimbledon Theatre
Fri 20 <sup>th</sup> Dec	End of term – <b>1.30pm finish</b>

**HEADTEACHER’S MESSAGE:**

This week I had the pleasure of attending the Year 5 and 6 bi-annual residential trip to Sayers Croft! It was an incredible few days filled with adventure, teamwork, and countless memorable moments. Our students had the opportunity to enjoy a range of activities, from abseiling, axe throwing, bouldering, caving, orienteering to pond dipping and campfire stories under the stars. They learned new skills, challenged themselves, and, most importantly, supported one another through each experience. It was wonderful to see them grow in confidence, form stronger bonds, and embrace the great outdoors.

A huge thank you to our dedicated staff (Mrs Torreiro, Mrs Flint, Laura Hold, Mr Roberts, Mr Carrington and Mrs Blow) who volunteered their time to supervise and make this trip possible. Their support and enthusiasm helped ensure our students had a safe and unforgettable experience. We’re so grateful for their hard work and commitment. A special thank you to Mrs Torreiro for her never ending positivity and energy in planning and organising the entire trip 😊

Thank you for your support, and we look forward to more enriching experiences ahead! Look out for photos on the school website!

## HUMMINGBIRD WINNERS – Well done!

**GOLD: Alec**

**BRONZE 1: Troy**



Comet  
265



Firecrown  
269




Rufous  
272



Xantus  
247



Zafiro  
255



### Learner of the week

Class	Name	Reason
Yellow	Ella Elsaidy	For completing her activity and writing her name independently. Well Done!
Red	Ivyanna Lewis	For her fantastic writing and completing the challenge in Literacy. Well done, Ivyanna.
Green	Myles Moriarty	For a fantastic first piece of writing in Year 2.
Blue	Naomi Lewis	For her outstanding performance of Roald Dahl poem in our Whole Class Reading lesson.
Purple	Valentina Albuquerque	For working hard and moving up a group in swimming.
Silver	Shanbi Thapa Magar	For radiating so much positivity and love for learning throughout the week.
Gold	Zainab Ahmed	Fantastic work in Science looking at why classification is helpful.

### High 5 of the Week

Class	Name	Reason
Yellow Class	Iyla Whyte	Responsibility-For showing responsibility in all her learning this week.
Red Class	Dottie Rose Kemsley	Challenge-Challenging herself when climbing on the apparatus in PE.
Green Class	Anthony Day	Respect - For speaking to adults with beautiful manners.
Blue Class	Kaydeigh Wilson	Teamwork. For helping another pupil during computing activity.
Purple Class	Tommy Hamilton	Responsibility - for always tidying the bookshelf and looking after the dictionaries and thesauruses.

## READING KINDLE WINNERS

Every child in Y1-Y6 who has 5 adult signatures Wednesday to Wednesday, has their name entered into a raffle. Three winners are selected in assembly to win our Kindles for a week. This week's winners are:

- Y1 & Y2 – James
- Y3 & Y4 – Ethan

Well done everyone and keep reading! **Mrs Danaher, Literacy Leader**



## MATHS TIMES TABLE ROCK STARS CHAMPIONS

Each week in assembly, we celebrate children on the TT Rockstars leaders' board. Children in Year 2-6 compete in this competition. **All children in Y2-6 are expected to complete a minimum of 30 minutes PER week and this is checked every Wednesday ready for our celebration assembly on Thursday.** This week's winners are:

Improved Speed	Name
1 <sup>st</sup>	Amy-Grace
2 <sup>nd</sup>	Alexa
3 <sup>rd</sup>	Zafarullah

Improved Accuracy	Name
1 <sup>st</sup>	Maisie
2 <sup>nd</sup>	Kyra
3 <sup>rd</sup>	Troy

Most Correct Answers:	Name
1 <sup>st</sup>	Othman
2 <sup>nd</sup>	Zafarullah
3 <sup>rd</sup>	Gabriell



Well done everyone! **Mrs Green, Maths Learning Leader**

## 🎄 Christmas Fair Alert! 🎄

**Date:** Saturday, December 7th

**🕒 Time:** 11 AM - 1 PM

Get ready for a festive day filled with fun! Look out for more details after half term.

**With your support, we can make this the best Christmas Fair yet!**

🎁 Don't miss out! 🎁



### We need your Christmas Jumpers and T-shirts!

We're looking for donations of **Christmas jumpers and Christmas T-shirts** in good condition to sell at school.

If you have any to spare, please send them to the school office, and in return, your child will earn team points!

Our PTA will be selling the donated items during the week commencing 25th November.

Thank you for your wonderful support!



Charity Number: 1105334

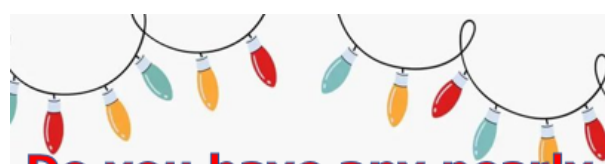
### Mufti Day – Bring in a Bottle Tuesday 19<sup>th</sup> November

Skip the uniform for the day by bringing a 'Golden Coin' donation or a bottle.

Any full-unopened bottle will do: Alcohol, Wine, Juice, Fizzy Drink, or Squash for the bottle tombola at our Christmas Fair.



Save the date: **Morden** Primary Christmas Fair  
Saturday 7<sup>th</sup> December  
11am – 1pm



### Do you have any nearly new Teddies, Toys, Games and Books?


**We're on the Hunt for Nearly New Teddies, Toys, Games, and Books!**

We're collecting **nearly new** teddies, toys, games, and books for our Christmas Fair, and we need your help!

If you have any items in excellent or nearly new condition, we'd love to receive them.

**Please bring your donations to school.**

**Children will receive team points for every donation they make.**



## NURSERY TIMES

A friendly reminder of our Nursery session times:

- **Morning session:** 8:30 AM - 11:30 AM
- **Afternoon session:** 12:30 PM - 3:30 PM

Please ensure your child arrives **on time**, as the first part of each session includes an important **carpet time**, where children gather to learn about the day's activities. This helps with their settling-in process and ensures they start the day together.

**Morning gate closes at 8.40m.**

**If your child arrives late**, please bring them directly to the school office. You will need to wait with your child until a member of staff is available to take your child to Nursery. Please note that the office is very busy and you may have to wait a while before someone becomes available.

We ask that you are not only mindful of ensuring your child's wellbeing by arriving on time, but also of the other children and staff.

## MESSAGES TO THE OFFICE

We would like to remind parents that if there are ANY changes to your child's collection arrangements, these need to be communicated with the office as early as possible. Often there is only one admin staff member in the office after lunchtime. **After 3pm, any messages cannot be guaranteed to be with the class teacher before 3.10pm.**

## COAT IN SCHOOL EVERYDAY

As the weather changes and temperatures drop, we want to remind everyone about the importance of keeping our children warm and dry. Please ensure your child brings a warm, waterproof coat to school each day.

**NO COAT – NO PLAY**



## MOBILE PHONES

Mobile phones should not be used on school grounds. This especially includes taking photos and filming as it is a safeguarding concern. Please ensure your phone is kept out of sight while you are on the premises.

## APPOINTMENTS

If your child has a medical appointment, or has any other commitment during school hours, please provide evidence of this **before** the event. Please do not inform us or send in the letter on the day of the event. We need time to update the register, notify staff, and adjust school meal plans accordingly.

All routine GP and Dental appointments will not be authorised and need to be made out of school hours.

Thank you for your understanding.

## NO DOGS IN SCHOOL

No dogs, even carried ones, are allowed on school premises or near any entrances.

## TISSUES

As the weather gets colder and runny noses make their way into school, we are in need of extra tissues. If you are able to donate a box for your child's class, it would be greatly appreciated. Thank you for your support!





## MORDEN MARVELS

### A Busy Week in Morden Marvels

It's been another exciting week in Morden Marvels! We're so lucky that the weather has been sunny, allowing us to spend plenty of time outdoors and enjoy the playground all to ourselves. We also had fun baking and making delicious jam tarts. What a tasty treat!



## JOIN THE MORDEN MARVELS AFTER SCHOOL CLUB

Looking for a fun way to spend your afternoons?

Join **Morden Marvels**, where every day brings new adventures!

- **Creative Activities:** Dive into arts, crafts, and hands-on projects.
- **Games and Sports:** Enjoy a variety of fun games and activities.
- **Outdoor Fun:** Get active with exciting outdoor play.
- **Hot snack and fruit provided.**

*Extra time for you!*

While your kids have a great time, you can take a moment for yourself or help with work commitments.

#### Payment Options are:

- £15.50 per session until 6pm.
- £17.00 per session for all ad-hoc bookings (subject to availability)



Please email [mordenmarvels@morden.merton.sch.uk](mailto:mordenmarvels@morden.merton.sch.uk) for more information or to book.



At The National College, our *WakeUpWednesday* guides empower and equip parents, carers and educators with the confidence and practical skills to be able to have informed and age-appropriate conversations with children about online safety, mental health and wellbeing, and climate change. Formally delivered by National Online Safety, these guides have inspired wider topics and themes. For further guides, hints and tips, please visit [nationalcollege.com](https://nationalcollege.com).

# 10 Top Tips for Parents and Educators TEACHING CYCLE SAFETY

Cycling is an amazing way to spend quality time together as a family, as well as keeping everyone healthy and active – and it's an excellent exercise, whatever the age of your children. Getting started can sometimes be daunting, and there are obvious safety concerns over youngsters who are still getting used to a bike – so follow our top tips to help you ride with confidence.

## 1 CONSIDER CYCLE TRAINING

Courses like *Bikability* are extremely useful, and training in general has come a long way since cycling proficiency began; there are introductory courses for adults, too. Cycle training teaches invaluable skills (such as good road positioning, negotiating junctions, etc.) and can help both parents and children feel more at ease on busy streets.

## 2 USE A SUITABLE BIKE

Find a bike of an appropriate size for its rider and resist the temptation to have children 'grow into' bikes by buying one too big for them. A bigger bike will be heavier and more difficult to control, making accidents more likely and potentially putting youngsters off cycling forever. If your child has any specific physical needs, or if you're unsure, then try out a hire, hire-a-bike or other adaptive cycle to see what works best.

## 3 TRY A CARGO BIKE

Cargo bikes, particularly the box-bike style, are ideal for transporting small children around, depending on the type of bike chosen – as well as the size and age of the children – if it can be possible to transport up to four little ones in this way, with additional space for other cargo as well.

## 4 INSPECT YOUR CYCLE

It's a good idea to do some routine checks on any bike before going for a ride to make sure everything's working correctly. The 'M' check is particularly useful: assessing the condition and position of the bike's wheels, handlebars, brakes, pedals, chain and handle, working from front to back. Online tutorial videos can also teach you these to spot and basic repairs if needed. For more complicated fixes, head to your local bike shop.

## 5 BRING SUITABLE GEAR

Ensure whatever you're wearing, and any attachments for your bike, are suitable for the day. A waterproof jacket will let you cycle safely in almost any weather. Make sure any helmets are fitted correctly. If you're cycling after dark, remember to fit your bike with a white front light, a red rear light and a red rear reflector. These are required by law.

## 6 STICK TO FLAT TERRAIN

Take a smooth, flat route if possible, so it's more suitable for younger cyclists. You might be surprised by how many quiet roads or back streets there may be in your area. Don't be put off by an indirect or longer path as opposed to a direct, busier one. Look at the National Cycle Network, canal towpaths and even parks that you can cut through.

## 7 STAY ALERT AND IN SAFE FORMATIONS

For maximum protection and visibility, ride in a line with children in the middle and adults at either end. If you're the only adult present, take up a position at the rear to ensure all children remain in your sight. Don't be tempted to hug the back if cycling on the road – riding approximately 2 metres out will make you more noticeable to other road users, and you'll also stay clear of any debris in the gutter.

## 8 AVOID PARKED CARS

When riding past parked cars, try to stop at least a metre away, just in case anyone inside opens a door unexpectedly or the vehicle itself starts to move. This precaution will also deter anyone driving behind from trying to squeeze past you when there isn't enough space, so don't be afraid to ride in a prominent position.

## 9 START A 'BIKE BUS'

Cycling to school with other families is a relatively new experience – one which comes with the added benefit of safety in numbers. In case anything goes wrong along the way, team up with other parents, carers and educators and pick a day to cycle to school together. Who knows – maybe, in time, you'll have other folks wanting to join you!

## 10 HAVE FUN!

Keep in mind that cycling should be fun! A good bike ride can be really enjoyable for both children alike, while also being a superb form of exercise. Ease children into the hobby by starting them off with shorter journeys – such as a trip to the park – and build them up to longer, more complicated outings. Some children may get bored on a longer ride, so try to keep a conversation going with them.

### Meet Our Expert

Stephie Dutton is the campaigns manager at Cycling UK, a charity which inspires and enables people to start cycling. She has spent six years campaigning for safer roads and more protected cycle paths, while supporting communities to call for better cycling conditions where they live.



Source: See full reference list on guide page at: <https://nationalcollege.com/guides/teaching-cycle-safety>

[X](#) @wake\_up\_weds [f](#) /www.thenationalcollege [@](#) @wake.up.wednesday [@](#) @wake.up.weds



**NHS**  
South London  
Children and Young  
People's Community  
Immunisation Service

# Has your child missed their Flu vaccine?

Come down to our walk-in flu catch-up clinic  
and protect your child this winter!

**Date: Saturday 23 November**  
**Time: 10:00-14:00**  
**Venue: The New Horizon Centre, Mitcham, CR4 1LT**

**Date: Saturday 7 December**  
**Time: 10:00-14:00**  
**Venue: 5<sup>th</sup> Sutton (St Barnabas) Scout Hall, SM1 4JN**

Call 020 3903 3371 or 020 3903 3373  
for more information  
No appointment needed!

Share your ready-made message below

The image shows a promotional graphic for 'easyfundraising'. At the top, it says 'Share your ready-made message below'. Below this is a dark blue banner with the 'easyfundraising' logo and a speech bubble that says 'Have you seen this...?'. The speech bubble points to a white card that reads 'Support our school' and 'Shop online with your favourite retailers and raise money for free'. The card features logos for Amazon, eBay, M&S, and others, along with a QR code on a smartphone screen. Below the banner, it says 'Support our school for free' and has a yellow 'Sign up' button. At the bottom, there are three social media sharing buttons: Facebook, Twitter, and WhatsApp.



**P. Blow, Headteacher**